



APPS PARENTS AND PLAYERS REQUIRE

Please make sure you download these apps to stay connected and up to date with Pinecones and Pine Rivers Netball Association.



TEAM APP

We use Team App for all of our club communication. In this app you will find –

- Club communication
- Teams (Team names, players, training and fitness times)
- Team Chat (Group for your team to communicate, manager to assign scorers/first aid)
- News – club announcements

Team App Information

New and existing parents and players. Please ensure your details are correct in Team App.

Personal Details Required -

- Full Name, Phone number, Email address
- Parent of Child – Please insert your child's name

Why do we need this information?

- Correct Details – Please input your full name. A first name or nickname makes it difficult to identify and connect you with a player.
- Team Chat – Our club need match the parent to the player for child safety purposes. If a parent requests access to a team chat without this information and the club does not know the parent, the request with not be approved.
- Incidents – Should you be required to be contacted; we need to be able to locate your contact details easily.

Team App is updated each year and this information helps the club quickly manage and update these platforms.

Please regularly check and update your details in the platform.

Apple - <https://apps.apple.com/us/app/team-app/id625607532>

Google - <https://play.google.com/store/apps/details?id=com.teamapp.teamapp&pli=1>



NETBALL CONNECT

Netball Connect is the app provided by Netball Queensland and used by all netball Associations and Clubs. The App is used for game day data.

Parents will use it for the following:

- Draws
- Ladders
- Scoring
- Registrations
- Attendance (Game Day)

Sign up and Registration

Please refer to the document – Netball Connect Sign up and Registration Process

Scoring

Please refer to How to Assign Scorer or Score Yourself Process.

Team Managers will assign a scorer for your team prior game day.

Scorers will need to ensure they complete these steps:

Home Team – scores via the App. Make sure your phone battery is fully charged

- Sign players in as taking the court (Manager may complete this)
- Assign Umpires (You will need to ask the umpire their name)
- When the game starts, a pop up will come on the screen. Click on which team won the toss and the game will start.

Away Team – our club is watching and the Home team will be scoring via the App.

- Sign players in as taking the court
- Watch the score and check score is correct at the end of each quarter

Managers – It is compulsory that you make sure every player is registered in attendance by their parents and you have ticked all players who have taken the court on game day PLUS any borrowed players.

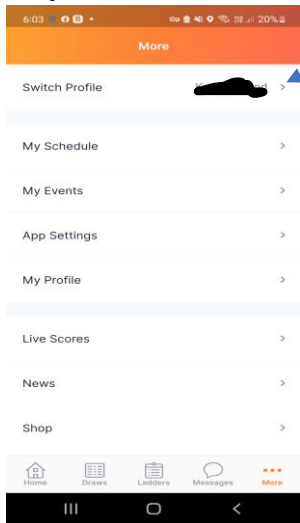
This is used for PRNA to track how many games players have played.

How to Register Players as Attending

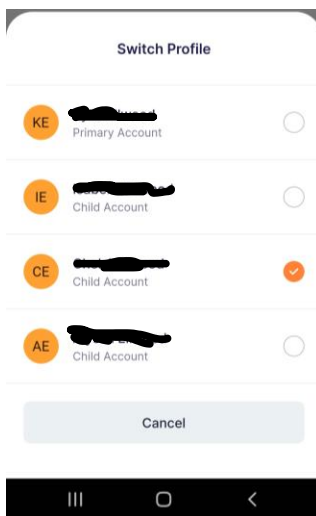
PRNA requires all players to be signed in as attending by the Parents.



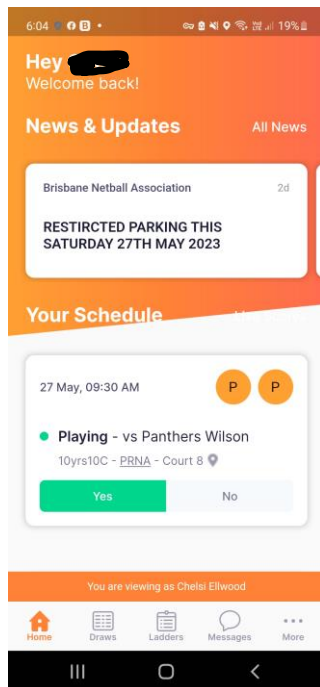
Step 1 - Click on the 3 dots on the bottom right of the page. At the top right, click on Switch Profile.



Step 2 - Select the child profile who is playing

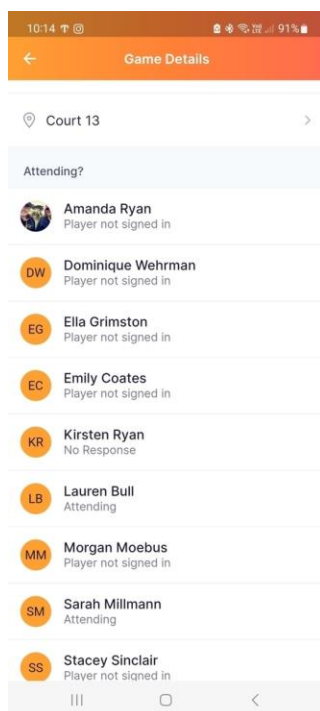


Step 3 - Click Home screen icon on bottom right



Once complete, replicate step 1 to switch back to your profile.

Your child should now show as Attending



If you are having trouble. Please speak to your Manager.

Managers – if there is an issue, please send a screenshot as per above to pineconessecretary@hotmail.com

